



RUNGTA COLLEGE OF DENTAL SCIENCES & RESEARCH

Managed by : GDR Educational Society

AN INITIATIVE BY SANJAY RUNGTA

8.1.8 The Institution has introduced objective methods to measure and certify attainment of specific clinical competencies by BDS students/interns as stated in the undergraduate curriculum by the Dental Council of India

INDEX

S.NO	DESCRIPTION	PAGE NUMBER
1	Certificate of the Head of the Institution	02
2	Report on the list and steps taken by the College by the College to measure attainment of specific competencies by the BDS students/interns	04



RUNGTA COLLEGE OF DENTAL SCIENCES & RESEARCH

Managed by : GDR Educational Society

CERTIFICATE OF THE HEAD OF INSTITUTION



RUNGTA COLLEGE OF DENTAL SCIENCES & RESEARCH

Managed by : GDR Educational Society

AN INITIATIVE BY SANJAY RUNGTA

Dr. Karthik Krishna M. M.D.S.
DEAN

TO WHOMSOEVER IT MAY CONCERN

This is to certify that,our Institution has introduced objective methods to measure and certify attainment of specific clinical competencies by BDS students/interns as stated in the undergraduate curriculum by the Dental Council of India




DEAN
DEAN
Rungta College of Dental Science & Research,
Kohka Road, Kurud, Bhilai (C.G.)



RUNGTA COLLEGE OF DENTAL SCIENCES & RESEARCH

Managed by : GDR Educational Society

AN INITIATIVE BY SANJAY RUNGTA

**LIST AND STEPS TAKEN BY THE COLLEGE TO MEASURE
ATTAINMENT OF SPECIFIC COMPETENCIES BY THE BDS
STUDENTS/ INTERNS**



RUNGTA COLLEGE OF DENTAL SCIENCES & RESEARCH

Managed by : GDR Educational Society

At the completion of the undergraduate training programme the graduates shall be competent in the following.-

General Skills

- Apply knowledge & skills in day to day practice
- Apply principles of ethics
- Analyze the outcome of treatment
- Evaluate the scientific literature and information to decide the treatment
- Participate and involve in professional bodies
- Self assessment & willingness to update the knowledge & skills from time to time
- Involvement in simple research projects
- Minimum computer proficiency to enhance knowledge and skills
- Refer patients for consultation and specialized treatment
- Basic study of forensic odontology and geriatric dental problems

Practice Management

- Evaluate practice location, population dynamics & reimbursement mechanism
- Co-ordinate & supervise the activities of allied dental health personnel
- Maintain all records
- Implement & monitor infection control and environmental safety programs
- Practice within the scope of one's competence


Communication & Community Resources

- Assess patients goals, values and concerns to establish rapport and guide patient care
- Able to communicate freely, orally and in writing with all concerned
- Participate in improving the oral health of the individuals through community activities.

Patient Care – Diagnosis

- Obtaining patient's history in a methodical way
- Performing thorough clinical examination
- Selection and interpretation of clinical, radiological and other diagnostic information
- Obtaining appropriate consultation
- Arriving at provisional, differential and final diagnosis




 DEAN
 Rungta College of Dental Science & Research.
 Kohka Road, Kurud, Bhilai (C.G.)


Patient Care – Treatment Planning

- Integrate multiple disciplines into an individual comprehensive sequence treatment plan using
- diagnostic and prognostic information
- Able to order appropriate investigations

Patient Care – Treatment

- Recognition and initial management of medical emergencies that may occur during Dental treatment
- Perform basic cardiac life support
- Management of pain including post operative
- Administration of all forms of local anaesthesia
- Administration of intra muscular and venous injections
- Prescription of drugs, pre operative, prophylactic and therapeutic requirements
- Uncomplicated extraction of teeth
- Transalveolar extractions and removal of simple impacted teeth
- Minor oral surgical procedures
- Management of Oro-facial infections
- Simple orthodontic appliance therapy
- Taking, processing and interpretation of various types of intra oral radiographs
- Various kinds of restorative procedures using different materials available
- Simple endodontic procedures
- Removable and fixed prosthodontics
- Various kinds of periodontal therapy




DEAN
Rungta College of Dental Sciences & Research,
Kohka Road, Kurud, Bhilai (C.G.)



RUNGTA COLLEGE OF DENTAL SCIENCES & RESEARCH

Managed by : GDR Educational Society

ORAL MEDICINE & RADIOLOGY

- Able to identify precancerous and cancerous lesions of the oral cavity and refer to the concerned speciality for their management
- Should have an adequate knowledge about common laboratory investigations and interpretation of their results.
- Should have adequate knowledge about medical complications that can arise while treating systemically compromised patients and take prior precautions/ consent from the concerned medical specialist.
- Have adequate knowledge about radiation health hazards, radiations safety and protection.
- Competent to take intra-oral radiographs and interpret the radiographic findings
- Gain adequate knowledge of various extra-oral radiographic procedures, TMJ radiography and sialography.
- Be aware of the importance of intra- and extra-oral radiographs in forensic identification and age estimation
- Should be familiar with jurisprudence, ethics and understand the significance of dental records with respect to law

PAEDIATRIC & PREVENTIVE DENTISTRY

- Able to instill a positive attitude and behaviour in children towards oral health and understand the principles of prevention and preventive dentistry right from birth to adolescence.
- Able to guide and counsel the parents in regards to various treatment modalities including different facets of preventive dentistry.
- Able to treat dental diseases occurring in child patient.
- Able to manage the physically and mentally challenged disabled children effectively and efficiently, tailored to the needs of individual requirement and conditions.

ORTHODONTICS & DENTOFACIAL ORTHOPAEDICS

- Understand about normal growth and development of facial skeleton and dentition.
- Pinpoint aberrations in growth process both dental and skeletal and plan necessary treatment
- Diagnose the various malocclusion categories
- Able to motivate and explain to the patient (and parent) about the necessity of treatment
- Plan and execute preventive orthodontics (space maintainers or space gainers)
- Plan and execute interceptive orthodontics (habit breaking appliances)
- Manage treatment of simple malocclusion such as anterior spacing using removable appliances



DEAN
Rungta College of Dental Science & Research
Kohka Road, Kurud, Shilai (C.G.)

- Handle delivery and activation of removable orthodontic appliances
- Diagnose and appropriately refer patients with complex malocclusion to the specialist

PERIODONTOLOGY

- Diagnose the patients periodontal problem, plan and perform appropriate periodontal treatment
- Competent to educate and motivate the patient
- Competent to perform thorough oral prophylaxis, subgingival scaling, root planning and minor periodontal surgical procedures
- Give proper post treatment instructions and do periodic recall and evaluation
- Familiar with concepts of osseointegration and basic surgical aspects of implantology


PROSTHODONTICS AND CROWN & BRIDGE

- Able to understand and use various dental materials
- Competent to carry out treatment of conventional complete and partial removable dentures and fabricate fixed partial dentures
- Able to carry out treatment of routine prosthodontic procedures.
- Familiar with the concept of osseointegration and the value of implant-supported Prosthodontic procedures

CONSERVATIVE DENTISTRY AND ENDODONTICS

- Competent to diagnose all carious lesions
- Competent to perform Class I and Class II cavities and their restoration with amalgam
- Restore class V and Class III cavities with glass ionomer cement
- Able to diagnose and appropriately treat pulpally involved teeth (pulp capping procedures)
- Able to perform RCT for anterior teeth
- Competent to carry out small composite restorations
- Understand the principles of aesthetic dental procedures




DEAN
Rungta College of Dental Science & Research
Kohka Road, Kurud, Bhilai (C.G.)


ORAL & MAXILLOFACIAL SURGERY

- Able to apply the knowledge gained in the basic medical and clinical subjects in the management of patients with surgical problems
- Able to diagnose, manage and treat patients with basic oral surgical problems
- Have a broad knowledge of maxillofacial surgery and oral implantology
- Should be familiar with legal, ethical and moral issues pertaining to the patient care and communication skills
- Should have acquired the skill to examine any patient with an oral surgical problem in an orderly manner
- Understand and practice the basic principles of asepsis and sterilisation
- Should be competent in the extraction of the teeth under both local and general anaesthesia
- Competent to carry out certain minor oral surgical procedure under LA like trans-alveolar extraction, frenectomy, dento alveolar procedures, simple impaction, biopsy, etc.
- Competent to assess, prevent and manage common complications that arise during and after minor oral surgery
- Able to provide primary care and manage medical emergencies in the dental office
- Familiar with the management of major oral surgical problems and principles involved in the inpatient management

PUBLIC HEALTH DENTISTRY

- Apply the principles of health promotion and disease prevention
- Have knowledge of the organization and provision of health care in community and in the hospital service
- Have knowledge of the prevalence of common dental conditions in India.
- Have knowledge of community based preventive measures
- Have knowledge of the social, cultural and env. Factors which contribute to health or illness.
- Administer and hygiene instructions, topical fluoride therapy and fissure sealing.
- Educate patients concerning the aetiology and prevention of oral disease and encourage them to assure responsibility for their oral health.




DEAN
Rungta College of Dental Science & Research
Kohke Road, Kurud, Bhilai (C.G.)

8.1.8 The Institution has introduced objective methods to measure and certify attainment of specific clinical competencies by BDS students/interns as stated in the undergraduate curriculum by the Dental Council of India

INDEX

S.NO	DESCRIPTION	PAGE NUMBER
1	Certificate of the Head of the Institution	02
2	Geo Tagged photographs of OSCE / OSPE	04



RUNGTA COLLEGE OF DENTAL SCIENCES & RESEARCH

Managed by : GDR Educational Society

AN INITIATIVE BY SANJAY RUNGTA

CERTIFICATE OF THE HEAD OF INSTITUTION



RUNGTA COLLEGE OF DENTAL SCIENCES & RESEARCH

Managed by : GDR Educational Society

AN INITIATIVE BY SANJAY RUNGTA

Dr. Karthik Krishna M. M.D.S.

DEAN

TO WHOMSOEVER IT MAY CONCERN

This is to certify that,our Institution has introduced objective methods to measure and certify attainment of specific clinical competencies by BDS students/interns as stated in the undergraduate curriculum by the Dental Council of India




DEAN
DEAN
Rungta College of Dental Science & Research
Kohka Road, Kurud, Bhillai (C.G.)



RUNGTA COLLEGE OF DENTAL SCIENCES & RESEARCH

Managed by : GDR Educational Society

AN INITIATIVE BY SANJAY RUNGTA


GEO TAGGED PHOTOGRAPHS OF OSPE

RUNGTA COLLEGE OF DENTAL SCIENCES & RESEARCH

Managed by : GDR Educational Society

OSPE

DEPT. OF DENTAL ANATOMY AND HISTOLOGY



DEAN
Rungta College of Dental Science & Research
Kohka Road, Kurud, Bhilai (C.G.)

RUNGTA COLLEGE OF DENTAL SCIENCES & RESEARCH

Managed by : GDR Educational Society

OSPE

DEPT. OF PHYSIOLOGY



GPS Map Camera



Bhilai, Chhattisgarh, India


68PW+H66, Kohka, Bhilai, Chhattisgarh 490026, India

Lat 21.23568°

Long 81.346119°

09/05/23 02:31 PM GMT +05:30





DEAN
Rungta College of Dental Science & Research
Kohka Road, Kurud, Bhilai (C.G.)

OSPE

DEPT. OF BIOCHEMISTRY




DEAN
Rungta College of Dental Science & Research
Kohka Road, Kurud, Bhalai (C.G.)



RUNGTA COLLEGE OF DENTAL SCIENCES & RESEARCH

Managed by : GDR Educational Society

OSPE

DEPT. OF MICROBIOLOGY



GPS Map Camera

Bhilai, Chhattisgarh, India

68PW+H66, Kohka, Bhilai, Chhattisgarh 490026, India

Lat 21.235707°

Long 81.346077°

09/05/23 02:37 PM GMT +05:30

Google



DEAN


Rungta College of Dental Science & Research
Kohka Road, Kufud, Bhilai (C.G.)


RUNGTA COLLEGE OF DENTAL SCIENCES & RESEARCH

Managed by : GDR Educational Society

OSPE

DEPT. OF PRE- CLINICAL PROSTHODONTICS




DEAN
Rungta College of Dental Science & Research
Kohka Road, Kurud, Bhilai (C.G.)



RUNGTA COLLEGE OF DENTAL SCIENCES & RESEARCH

Managed by : GDR Educational Society

AN INITIATIVE BY SANJAY RUNGTA

GEOTAGGED PHOTOGRAPHS OF OSCE

RUNGTA COLLEGE OF DENTAL SCIENCES & RESEARCH

Managed by : GDR Educational Society

OSCE

DEPT. OF PERIODONTICS



all


DEAN
Rungta College of Dental Science & Research
Kohka Road, Kurud, Bhilai (C.G.)

RUNGTA COLLEGE OF DENTAL SCIENCES & RESEARCH

Managed by : GDR Educational Society

OSCE

DEPT. OF ORTHODONTICS AND DENTOFACIAL ORTHOPAEDICS



DEAN

Rungta College of Dental Science & Research
Kohka Road, Kurud, Bhilai (C.G.)



RUNGTA COLLEGE OF DENTAL SCIENCES & RESEARCH

Managed by : GDR Educational Society

OSCE

DEPT. OF PROSTHODONTICS




Sanjay Rungta
 Rungta College of Dental Science & Research,
 Kohka Road, Kurud, Bhilai (C.G.)

RUNGTA COLLEGE OF DENTAL SCIENCES & RESEARCH

Managed by : GDR Educational Society

OSCE

DEPT. OF PEDODONTICS




DEAN
Rungta College of Dental Science & Research
Kohka Road, Kurud, Bhilai (C.G.)



RUNGTA COLLEGE OF DENTAL SCIENCES & RESEARCH

Managed by : GDR Educational Society

OSCE

DEPT. OF PROSTHODONTICS



DEAN
Rungta College of Dental Science & Research
Kohka Road, Kurud, Bhilai (C.G.)

RUNGTA COLLEGE OF DENTAL SCIENCES & RESEARCH

Managed by : GDR Educational Society

OSCE

DEPT. OF CONSERVATIVE DENTISTRY AND ENDODONTICS



[Signature]
DEAN
Rungta College of Dental Science & Research
Kohka Road, Kurud, Bhilai (C.G.)



RUNGTA COLLEGE OF DENTAL SCIENCES & RESEARCH

Managed by : GDR Educational Society


AN INITIATIVE BY SANJAY RUNGTA

Dr. Karthik Krishna M. M.D.S.
DEAN

TO WHOMSOEVER IT MAY CONCERN

This is to certify that,our Institution has introduced objective methods to measure and certify attainment of specific clinical competencies by BDS students/interns as stated in the undergraduate curriculum by the Dental Council of India.




DEAN
DEAN
Rungta College of Dental Science & Research
Kohka Road, Kurud, Bhilai (C.G.)



RUNGTA COLLEGE OF DENTAL SCIENCES & RESEARCH

Managed by : GDR Educational Society

8.1.8 The Institution has introduced objective methods to measure and certify attainment of specific clinical competencies by BDS students/interns as stated in the undergraduate curriculum by the Dental Council of India

INDEX

S.NO	DESCRIPTION	PAGE NUMBER
1	Certificate of the Head of the Institution	02
2	List of competencies	04



RUNGTA COLLEGE OF DENTAL SCIENCES & RESEARCH

Managed by : GDR Educational Society

AN INITIATIVE BY SANJAY RUNGTA

CERTIFICATE OF THE HEAD OF INSTITUTION



RUNGTA COLLEGE OF DENTAL SCIENCES & RESEARCH

Managed by : GDR Educational Society

AN INITIATIVE BY SANJAY RUNGTA


Dr. Karthik Krishna M. M.D.S.

DEAN

TO WHOMSOEVER IT MAY CONCERN

This is to certify that,our Institution has introduced objective methods to measure and certify attainment of specific clinical competencies by BDS students/interns as stated in the undergraduate curriculum by the Dental Council of India.




DEAN

DEAN
Rungta College of Dental Science & Research
Kohka Road, Kurud, Bhilai (C.G.)



RUNGTA COLLEGE OF DENTAL SCIENCES & RESEARCH

Managed by : GDR Educational Society

AN INITIATIVE BY SANJAY RUNGTA

LIST OF COMPETENCIES

At the completion of the undergraduate training programme the graduates shall be competent in the following:-

General Skills

- Apply knowledge & skills in day to day practice
- Apply principles of ethics
- Analyze the outcome of treatment
- Evaluate the scientific literature and information to decide the treatment
- Participate and involve in professional bodies
- Self assessment & willingness to update the knowledge & skills from time to time
- Involvement in simple research projects
- Minimum computer proficiency to enhance knowledge and skills
- Refer patients for consultation and specialized treatment
- Basic study of forensic odontology and geriatric dental problems

Practice Management

- Evaluate practice location, population dynamics & reimbursement mechanism
- Co-ordinate & supervise the activities of allied dental health personnel
- Maintain all records
- Implement & monitor infection control and environmental safety programs
- Practice within the scope of one's competence

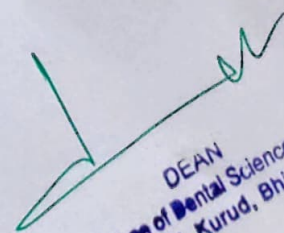
Communication & Community Resources

- Assess patients goals, values and concerns to establish rapport and guide patient care
- Able to communicate freely, orally and in writing with all concerned
- Participate in improving the oral health of the individuals through community activities.

Patient Care – Diagnosis

- Obtaining patient's history in a methodical way
- Performing thorough clinical examination
- Selection and interpretation of clinical, radiological and other diagnostic information
- Obtaining appropriate consultation
- Arriving at provisional, differential and final diagnosis




DEAN
Rungta College of Dental Science & Research
Kohka Road, Kurud, Bhilai (C.G.)


Patient Care – Treatment Planning

- Integrate multiple disciplines into an individual comprehensive sequence treatment plan using
- diagnostic and prognostic information
- Able to order appropriate investigations

Patient Care – Treatment

- Recognition and initial management of medical emergencies that may occur during Dental treatment
- Perform basic cardiac life support
- Management of pain including post operative
- Administration of all forms of local anaesthesia
- Administration of intra muscular and venous injections
- Prescription of drugs, pre operative, prophylactic and therapeutic requirements
- Uncomplicated extraction of teeth
- Transalveolar extractions and removal of simple impacted teeth
- Minor oral surgical procedures
- Management of Oro-facial infections
- Simple orthodontic appliance therapy
- Taking, processing and interpretation of various types of intra oral radiographs
- Various kinds of restorative procedures using different materials available
- Simple endodontic procedures
- Removable and fixed prosthodontics
- Various kinds of periodontal therapy




DEAN
Rungta College of Dental Science & Research
Kohka Road, Kurud, Bhilai (C.G.)

ORAL MEDICINE & RADIOLOGY

- Able to identify precancerous and cancerous lesions of the oral cavity and refer to the concerned speciality for their management
- Should have an adequate knowledge about common laboratory investigations and interpretation of their results.
- Should have adequate knowledge about medical complications that can arise while treating systemically compromised patients and take prior precautions/ consent from the concerned medical specialist.
- Have adequate knowledge about radiation health hazards, radiations safety and protection.
- Competent to take intra-oral radiographs and interpret the radiographic findings
- Gain adequate knowledge of various extra-oral radiographic procedures, TMJ radiography and sialography.
- Be aware of the importance of intra- and extra-oral radiographs in forensic identification and age estimation
- Should be familiar with jurisprudence, ethics and understand the significance of dental records with respect to law

PAEDIATRIC & PREVENTIVE DENTISTRY

- Able to instill a positive attitude and behaviour in children towards oral health and understand the principles of prevention and preventive dentistry right from birth to adolescence.
- Able to guide and counsel the parents in regards to various treatment modalities including different facets of preventive dentistry.
- Able to treat dental diseases occurring in child patient.
- Able to manage the physically and mentally challenged disabled children effectively and efficiently, tailored to the needs of individual requirement and conditions.

ORTHODONTICS & DENTOFACIAL ORTHOPAEDICS

- Understand about normal growth and development of facial skeleton and dentition.
- Pinpoint aberrations in growth process both dental and skeletal and plan necessary treatment
- Diagnose the various malocclusion categories
- Able to motivate and explain to the patient (and parent) about the necessity of treatment
- Plan and execute preventive orthodontics (space maintainers or space regainers)
- Plan and execute interceptive orthodontics (habit breaking appliances)
- Manage treatment of simple malocclusion such as anterior spacing using removable appliances
- Handle delivery and activation of removable orthodontic appliances
- Diagnose and appropriately refer patients with complex malocclusion to the specialist



DEAN
Rungta College of Dental Sciences & Research,
Kohka Road, Kurud, Bhilai (C.G.)

PERIODONTOLOGY

- Diagnose the patients periodontal problem, plan and perform appropriate periodontal treatment
- Competent to educate and motivate the patient
- Competent to perform thorough oral prophylaxis, subgingival scaling, root planning and minor periodontal surgical procedures
- Give proper post treatment instructions and do periodic recall and evaluation
- Familiar with concepts of osseointegration and basic surgical aspects of implantology

PROSTHODONTICS AND CROWN & BRIDGE

- Able to understand and use various dental materials
- Competent to carry out treatment of conventional complete and partial removable dentures and fabricate fixed partial dentures
- Able to carry out treatment of routine prosthodontic procedures.
- Familiar with the concept of osseointegration and the value of implant-supported Prosthodontic procedures

CONSERVATIVE DENTISTRY AND ENDODONTICS

- Competent to diagnose all carious lesions
- Competent to perform Class I and Class II cavities and their restoration with amalgam
- Restore class V and Class III cavities with glass ionomer cement
- Able to diagnose and appropriately treat pulpally involved teeth (pulp capping procedures)
- Able to perform RCT for anterior teeth
- Competent to carry out small composite restorations
- Understand the principles of aesthetic dental procedures



DEAN
Rungta College of Dental Science & Research
Kohka Road, Kurud, Bilal (C.G.)



RUNGTA COLLEGE OF DENTAL SCIENCES & RESEARCH

Managed by : GDR Educational Society

AN INITIATIVE BY SANJAY RUNGTA

ORAL & MAXILLOFACIAL SURGERY

- Able to apply the knowledge gained in the basic medical and clinical subjects in the management of patients with surgical problems
- Able to diagnose, manage and treat patients with basic oral surgical problems
- Have a broad knowledge of maxillofacial surgery and oral implantology
- Should be familiar with legal, ethical and moral issues pertaining to the patient care and communication skills
- Should have acquired the skill to examine any patient with an oral surgical problem in an orderly manner
- Understand and practice the basic principles of asepsis and sterilisation
- Should be competent in the extraction of the teeth under both local and general anaesthesia
- Competent to carry out certain minor oral surgical procedure under LA like trans-alveolar extraction, frenectomy, dento alveolar procedures, simple impaction, biopsy, etc.
- Competent to assess, prevent and manage common complications that arise during and after minor oral surgery
- Able to provide primary care and manage medical emergencies in the dental office
- Familiar with the management of major oral surgical problems and principles involved in the inpatient management

PUBLIC HEALTH DENTISTRY

- Apply the principles of health promotion and disease prevention
- Have knowledge of the organization and provision of health care in community and in the hospital service
- Have knowledge of the prevalence of common dental conditions in India.
- Have knowledge of community based preventive measures
- Have knowledge of the social, cultural and env. Factors which contribute to health or illness.
- Administer and hygiene instructions, topical fluoride therapy and fissure sealing.
- Educate patients concerning the aetiology and prevention of oral disease and encourage them to assure responsibility for their oral health.



[Handwritten Signature]
DEAN
Rungta College of Dental Sciences & Research
Kohka Road, Kurud, Bilhal (C.G.)